



# **Annual Accountability Report**

**New Mexico's Branch Community Colleges**

**December 2008**

# TABLE OF CONTENTS

NMACC Mission and Statewide Goals .....	3
Membership of NMACC .....	4
Accomplishments .....	5
About Branch Community Colleges .....	7
Student Characteristics .....	8
Branch Partnerships	
New Mexico Small Business Development Centers.....	9
Adult Basic Education.....	10
Shared Branch College Resources.....	15
Hosted Four-Year Programs.....	16
K-12 Partnerships (Dual Credit).....	17
Workforce and Economic Development (Non-Credit Classes).....	19
Remediation Courses Taken .....	20
Distance Education Delivery Efforts.....	22
Participation in Student Credit Hours.....	23
Number of Programs Offered.....	24
Partners in Economic Development.....	26
Specialized Services to the Community.....	31
2007-2008 Contract Training List.....	35
Performance Based Measures at Community Colleges.....	36
Conclusion.....	49

## MISSION

New Mexico branch community colleges are vibrant, innovative, and high-performance teaching and learning organizations committed to providing affordable access to post-secondary education, training, and services. Each of the ten public New Mexico branch community colleges has missions unique to their institution and the communities they serve. However, the branch community college system shares a common mission to provide quality post-secondary educational programs that contribute to the economic well being and quality of life in the communities they serve.

*Central to the mission of all branch community colleges is student success.*

The shared mission of each branch community college includes offering the following programs and services.

- Career and technical education associate degrees and certificates of completion;
- Academic associate degrees and general academic studies for students desiring to transfer credits to other New Mexico universities;
- Adult basic education, English as a second language, and GED preparation classes;
- Economic and community development programs offering workforce training designed to meet the needs of local businesses;
- Community education classes with a focus on life-long learning; and
- Dual credit enrollment or early college programs for qualified high school students aspiring to get a jump-start on their college education.

## GOALS

NMACC embraces the higher education statewide goals for New Mexico (Senate Joint Memorial 11) and is committed to the following goals:

- Ensure effective and efficient use of human, financial and physical resources in the delivery of education and services;
- Provide quality education and training to cultivate a competitive high quality work-force;
- Offer service to New Mexico through the discovery and sharing of knowledge, research and innovation;
- Enhance teacher education and professional development in partnership with the public school system to achieve the highest quality teaching;
- Provide accessible and affordable education to fulfill personal, social, cultural and economic potential of the state's diverse population; and
- Develop partnerships among public schools, colleges, universities, and the private sector to promote coordinated educational opportunities appropriate to the global marketplace.

## MEMBERSHIP OF NMACC - 2008

---



Eastern New Mexico University, *Roswell*  
*Dr. John Madden, President*

Eastern New Mexico University, *Ruidoso*  
*Dr. Michael R. Elrod, President*

New Mexico State University, *Alamogordo*  
*Dr. Cheri Jimeno, President*

New Mexico State University, *Carlsbad*  
*Dr. Russell Hardy, President*

New Mexico State University, *Dona Ana*  
*Dr. Margie Huerta, President*

New Mexico State University, *Grants*  
*Dr. Felicia Casados, President*

University of New Mexico, *Gallup*  
*Dr. Barry Cooney, Campus Executive Director*

University of New Mexico, *Los Alamos*  
*Dr. Cedric Page, Campus Executive Director*

University of New Mexico, *Taos*  
*Dr. Kate O'Neill, Campus Executive Director*

University of New Mexico, *Valencia*  
*Dr. Alice Letteney, Campus Executive Director*

### Board of Directors

**Dr. Margie Huerta**, President – NMSU, Dona Ana  
**Dr. Michael Elrod**, Vice President – ENMU, Ruidoso  
**Dr. Kate O'Neill**, Secretary and Treasurer – UNM, Taos  
**Dr. Alice Letteney**, Past President – UNM, Valencia

### Executive Director

Ty Trujillo

## ACCOMPLISHMENTS

---



*The following section highlights the significant accomplishments of the branch community colleges during the 2007-2008 academic year.*

- **Administrative Costs:**
  - Branch colleges have an average of 10.6% for fiscal resources devoted to administrative costs.
  
- **Adult Basic Education (ABE):**
  - The average cost per student at branch campuses is \$510.89. This is \$154.77 lower than the statewide average.
  - 53% of enrolled students at branch campuses were post-tested. This is 6% over the statewide average.
  - The average number of contact hours per student at branch campuses is 67.5. This is 3 hours over the statewide average.
  - 42% of branch students who set the goal of earning a GED achieved the goal. This is 6% over the statewide community college average.
  - 49% of branch students who set the goal of transitioning to postsecondary achieved the goal. This is 6% over the statewide community college average.
  
- **Dual Credit Enrollment:**
  - Branch colleges provided dual credit coursework for 4,594 students throughout New Mexico the academic year. This is an increase of 1,603 students over the 2006-2007 academic year.
  - Enrollment for dual credit programs increased every year since 1998.
  - Eight branch campuses increased their enrollment for dual credit in the 2007-2008 year.
  
- **Enrollment:**
  - Branch campuses continue to grow with an increase of 1,493 in student headcount from the 2006-2007 academic year.
  
- **Hosted Four Year Programs:**
  - Branch colleges continue to broaden access for local citizens by partnering with state supported universities. Bachelor and master degree programs are offered at branch campuses through distance education programs sponsored by ENMU, NMSU, and UNM.
  
- **New Mexico Career Clusters:**
  - Branch colleges offer a total of 400 academic and career technical education programs as classified through the New Mexico Career Clusters.

## ACCOMPLISHMENTS CONTINUED...



- **New Mexico Small Business Development Centers (SBDC):**
  - Branch community colleges proudly support and host SBDC Centers. Since 1992 over 14,156 jobs have been created through the efforts of the SBDCs.
  
- **Non-Credit Work Related Courses:**
  - Branch colleges experienced an increase of 1,141 students enrolled in college non-credit classes compared to 2005 enrollment figures.
  - Branches contracted with an additional 373 new businesses and agencies offering workforce or customized training classes during 2007-2008.
  
- **Performance Measures:**
  - There is steady improvement among new branch college students transferring or obtaining a degree credential (after three years), having received a degree or certificate, transferred, became transfer ready, or are still enrolled. There is a 1.2% increase in branch college student achievement over the past three years (53.7% to 54.9%).
  - Since 2003, there was an annualized increase of branch community college graduates placed in jobs in New Mexico. The branch college average in 2003 was 65.9% and increased to 70.4% in 2008.
  - The branch college statewide persistence average was 75.1% for college students enrolled as full-time, first-time, degree-seeking students who subsequently enrolled during the following Spring 2008 term.
  
- **Service to the Community:**
  - Branch colleges offer over 57 different services and activities through special projects or courses (i.e. weekly courses, events, programs, services, and workshops) that enriched the community and residents living within the college service area.
  
- **Online and Web-Based Instruction:**
  - 7,105 students enrolled in online and web-based classes at all participating branch campuses during the 2008 academic year. This figure represents an increase of 1,904 students compared to the 2006-2007 academic year.

## ABOUT BRANCH COMMUNITY COLLEGES:



New Mexico's branch community colleges, with a commitment to access and an open-door admissions policy, are the colleges of choice for many New Mexico college students.

### *Branch Community College Facts*

#### *Fall 2007 Enrollments by Institution (Credit Enrollment):*

<u>Institution</u>	<u>Headcount</u>	<u>FTE</u>
ENMU Roswell	3,915	2,062
ENMU Ruidoso	845	356
NMSU Alamogordo	2,512	1275
NMSU Carlsbad	1,411	768
NMSU Dona Ana	7,803	4,298
NMSU Grants	751	460
UNM Gallup	2,890	1,639
UNM Los Alamos	648	295
UNM Taos	1,278	555
UNM Valencia	1,807	1,079
<b>Total</b>	<b>23,860</b>	<b>12,787</b>

#### *Percent of Fiscal Resources Devoted to Administrative Costs:*

<b>Institution</b>	<b>Institutional Support FY 2006-2007</b>	<b>Total E &amp; G FY 2006-2007</b>	<b>Instructional Support of % of E &amp; G</b>
ENMU Roswell	3,723,569	30,518,433	12.2%
ENMU Ruidoso	623,461	3,291,936	18.9%
NMSU Alamogordo	1,231,760	10,651,104	11.6%
NMSU Carlsbad	753,456	8,564,763	8.8%
NMSU Dona Ana	1,989,623	33,579,239	5.9%
NMSU Grants	634,548	4,864,354	13.0%
UNM Gallup	1,889,828	18,621,239	10.1%
UNM Los Alamos	620,781	4,028,596	15.4%
UNM Taos	1,157,595	5,849,741	19.8%
UNM Valencia	1,277,567	11,526,259	11.1%
<b>Totals</b>	<b>13,902,188</b>	<b>131,495,664</b>	<b>10.6%</b>

## *Student Characteristics:*

---



A majority of community college students work, have family responsibilities, and need financial assistance to cover educational costs. Community colleges provide a variety of quality educational programs and support services that enhance the quality of life for the communities and individuals they serve. In addition to credit classes, community colleges provide significant services through non-credit offerings that serve an additional 90,000 New Mexicans. These programs will be detailed throughout this report and include:

- Adult Basic Education
- Business assistance
- Continuing education
- Personal enrichment

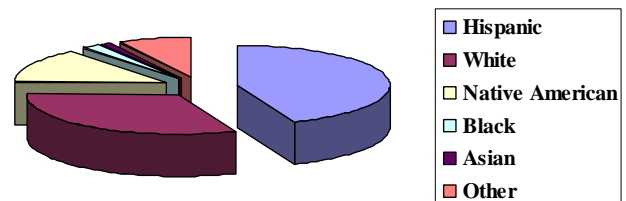
### *Ethnicity Profile:*

In response to the Accountability in Government Act, student access and success is one of the community college performance-based measures. The following information represents the branch community college ethnicity profile.

**Ethnic Profile for Branches**

### **Branch CC Ethnicity Profile**

Hispanic:	45%
White:	30%
Native American:	14%
Black:	2%
Asian:	2%
Other:	7%





## BRANCH PARTNERSHIPS:

### *New Mexico Small Business Development Centers (NMSBDC):*

Another critical service offered to businesses in New Mexico through community colleges is small business assistance. To better serve the needs of employers and prospective employers, the NMSBDC was strategically established in community colleges throughout the state in 1989. It is important to note that approximately 90% of businesses in New Mexico have fewer than 25 employees.

- In 2007-2008, 3,511 clients were served; 35% were Hispanic and 37% were female.
- SBDCs statewide offered 495 professional seminars and workshops for 5,041 existing and aspiring entrepreneurs.
- SBDC business advisors spent 15,591 hours meeting one-on-one with clients.

#### **Total Jobs Created and Retained:**

<b>Time Period</b>	<b>Created (FTE)</b>	<b>Retained (FTE)</b>	<b>Total</b>
FY 07-08	748	246	994
Jan. 92 – June 08	12,181	1,975	14,156

#### **Types of Businesses Served:**

<b>Type</b>	<b>Total FY 06/07</b>	<b>% of Total Clients Served</b>
Retail	374	11%
Service	966	28%
Wholesale	33	1%
Manufacturing	180	5%
Construction	181	5%
Not In Business, Other	1,748	50%
Unknown/No Response	29	1%
<b>Total Clients Served</b>	<b>3,511</b>	<b>100%</b>

\*As of January 2004, NMSBDC no longer tracks part-time jobs separately.

\*\*NMSBDC began tracking jobs retained in CY2000.

The following chart quantifies SBDC's efforts to assist in developing capital for small businesses, including loans, micro-loans, and equity.


<b>Time Period</b>	<b>Amount</b>	<b># of Businesses</b>	<b>% of Clients</b>
Total FY 07/08	\$33,188,015	184	5%
Jan. 92 – June 07	\$521,918,163	4,044	

## PARTNERSHIPS CONTINUED...

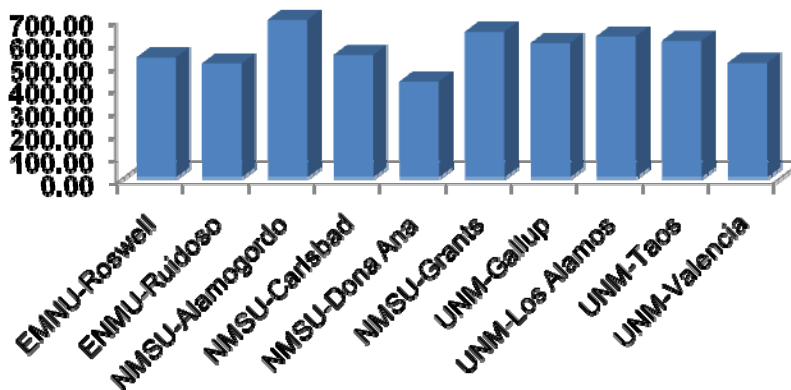
### *Adult Basic Education (ABE):*

Adult Basic Education in New Mexico has 28 administrative sites including 20 community colleges and/or 4-year institutions. The remaining sites are community-based organizations, tribal schools or state entities. The following is an executive summary of the demographics and student outcomes for New Mexico's community college ABE programs. Most of the data presented represents community colleges as a whole, followed by separate descriptions for the branch colleges. 2007-08 marks the second full year with a new, longitudinal database from which baseline measurements of student and program progress can be determined. Where available, trend data are included in this summary.

- Community colleges represent 16,505 students or 81% of ABE enrollment state wide (ABE student is considered enrolled after clocking 12 instructional hours)
  - **Branch colleges = 8,072 students or 39.6%**
- An additional 8,076 adults participated in ABE services but did not earn 12 instructional hours
  - **Branch colleges = 4,199 adults**
- Colleges report a wait list of over 2,600 students
  - **Branch colleges = 1,456 students**
- The average cost per student is \$665.66
  - **Branch colleges = \$510.89**



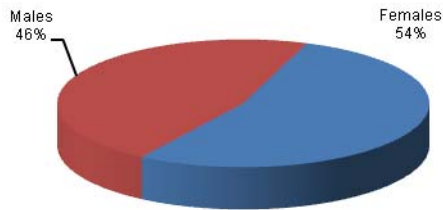
**2007-08 Branch College Cost Per Student**



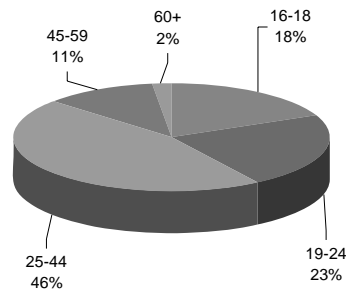
## Descriptive Statistics for Students by Age, Ethnicity, Gender, & Entering Program Level

- Adult Basic Education (ABE) = lower level skills
- Adult Secondary Education (ASE) = GED track
- English as a Second Language (ESL) = English language learners

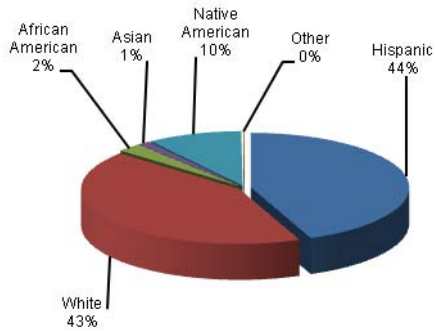
2007-2008 ABE Enrollment by Gender



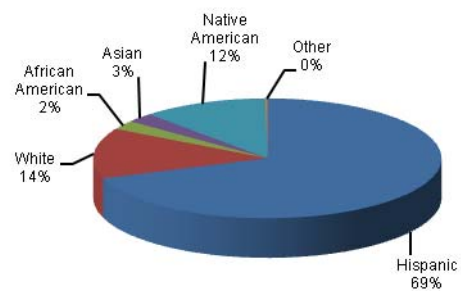
2007-2008 ABE Enrollment by Age



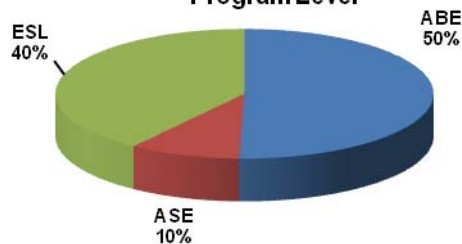
New Mexico Residents by Ethnicity



2007-2008 ABE Enrollment by Ethnicity



Branch CC Students by Entering Program Level



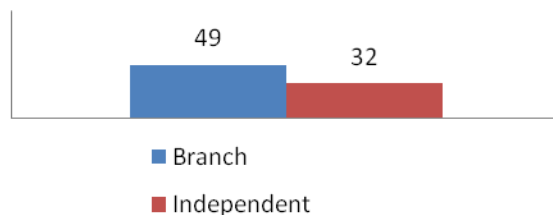
**Key Points:**

- 59% of students are 25-60+ years old
- The remaining 41% represent the growing cohort of 16-24 year olds entering ABE programs statewide, an increase from 38% of incoming students in 2005-06. It is anticipated the percentage of 16-24 year olds will continue to increase in the coming years.
- Enrollment by ethnicity has remained steady over the past four years.
- Female enrollment has grown 1 percentage point each year since 2004.

**Program goals for FY 07-08 included:**

- Post-test at least 50% of enrolled students.
- Increase retention rates by 10% (retention rates are calculated in two ways, the average instructional hours per student and the percent of students with over 12 hours of instruction).
- Increase GED graduation rate by 10%.
- Increase by 10% the number of students who set and achieve the goal of transitioning to postsecondary education or training.
  - On average, 47% of enrolled students were post-tested.
    - **Branch colleges = 53%** (6% over Statewide average)
  - The average number of contact hours per student is 64.5 hours.
    - **Branch colleges = 67.5** (3 hours over Statewide average)
  - 37% of students who set the goal of earning a GED achieved the goal.
    - **Branch colleges = 42%** (6% over Community College average)
  - 43% of students who set the goal of transitioning to postsecondary achieved the goal.
    - **Branch colleges = 49%** (6% over Community College average)

**Percentage of Students that Set and Achieved the Goal of Transitioning to Postsecondary Education**



**Key Points:**

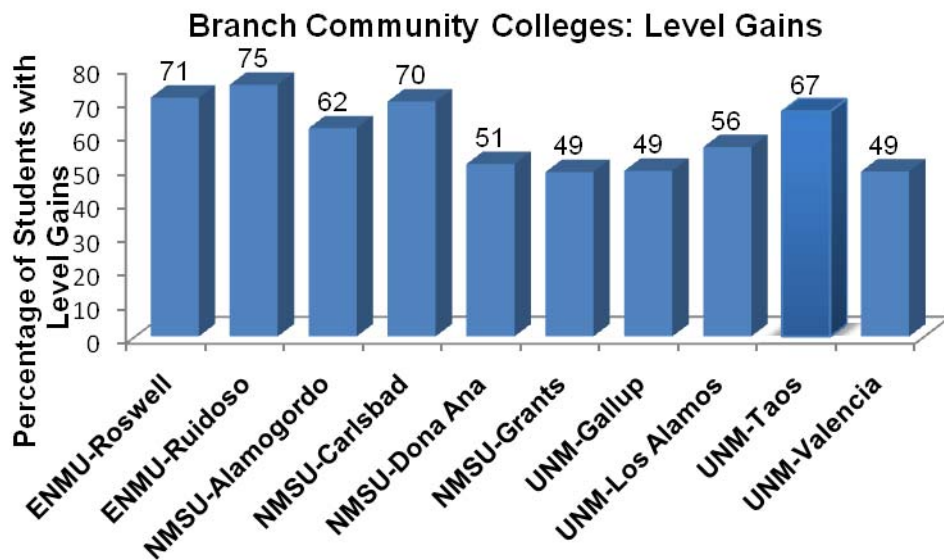
- It is important to consider the unique instructional needs of students 25 years and older versus students 16-24 years old. These groups transition to postsecondary education with distinctly different needs and expectations.
- With 70% of students enrolled in ABE programs being Hispanic and about 40% being ESL students, cultural and language considerations are critical.

- Over 140 students transitioned into postsecondary education but did not set the goal. Success is measured at the national level by setting and meeting goals.
- Branch colleges are experiencing success toward program goals as measured by percentage of enrolled students achieving goals.

Learning gains are an implicit goal for all programs; educational functioning level gains are tracked annually.

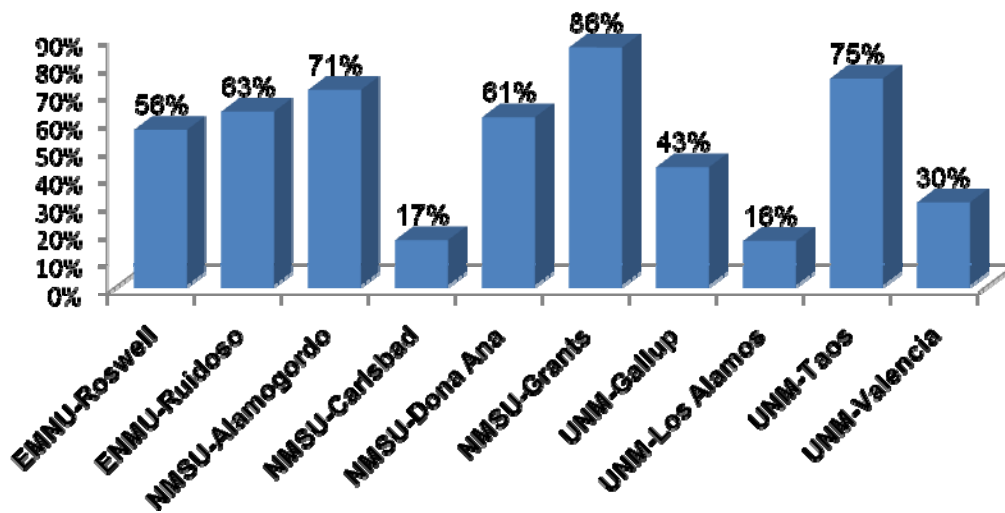
- 57.8% of post-tested students experienced level gains across all programs; for branch colleges, the average was 57.5%.

The following chart illustrates the **percent of students achieving at least one educational functioning level gain** by institution within the branch college affiliation.



New Mexico ABE Programs continue to realize increased GED graduates every year. The following chart illustrates the **percentage of branch college students from the highest 3 ABE entry levels who obtained a GED** in 2007-08.

### Percentage of ABE Students Levels 4-6 Who Obtained a GED



#### Key Points:

- Branch community colleges are moving toward meeting program goals. How can they use the success to increase learning gains?

#### Statewide Summary including all 28 Administrative Sites:

- GED attainment has been on the rise for three consecutive years with over 2,300 ABE Students earning a GED in 2007-08.
- Program improvement leading to enhanced GED and post-secondary transitional outcomes continues through data-driven decision making, e.g. statewide and program-specific data audits and evaluations.

#### What can colleges do?

- Look at institutional data on ABE students and develop policies to ease student transition and success in postsecondary education.
- Design a system of co-enrollment that allows students to work on basic skills while enrolling in appropriate college level courses.
- Design career pathways transition programs that provide quality remedial instruction for high intermediate adult learners and/or GED completers.

## PARTNERSHIPS *CONTINUED...*



### *Shared Resources:*

---

Community colleges make a special effort to share facilities and expertise with individuals and organizations in the communities they serve.

- Non-profit organizations and government agencies often reserve classrooms and meeting space for conferences, staff training, and other types of meetings.
- Public hearings and meetings are often hosted by branch community colleges.
- College museums and art galleries, theater productions, and music programs contribute to the cultural life of the community.
- The colleges also encourage community members to use their libraries, which often includes resources not available at the local libraries.
- Computer labs are open to the public at various times for most campuses.

## BRANCH COLLEGE PARTNERSHIPS *CONTINUED...*

### *Hosted Four Year Programs:*

In an effort to broaden access for our local citizens who are place-bound, relationships are developing between branch community colleges and four-year universities to provide upper division and graduate courses and programs in their communities. Since the formula changed to 100% funding for distance education, we see a significant impact in the number of available programs. This helps to satisfy our goal of providing students with maximum access to education. These initiatives are shown in the following chart.

- *Please note that NMSU Dona Ana is located next to a major university in the State.*

### Hosted Four-Year Programs and Distance Delivery Efforts

Inst.	Education	Education Licensure	Business Admin.	Nursing	Social Work	Univer. Studies	Misc.	Host University
ENMU-Roswell	BA, BS, MED	Bilingual, Admin., Elemt. Edu., Special Education	BA, BS, MBA	BSN	BSW, MSW	BUS	BAAS, BBA, MA, MS	ENMU NMHU
ENMU-Ruidoso	MA	Bilingual Admin., Elemt. Educ., Special Edu.	BA, MBA	BSN	BSW	BUS		ENMU
NMSU-Alamo.	1	0	1	1	0	0	0	NMSU and Embry Riddle Univ.
NMSU-Carlsbad	BS – Elementary Ed, MA – Curriculum & Instruction	Elementary Education Licensure	MBA	BS – Nursing	ENMU BSW			
NMSU-Grants	1 Bachelor 5 Master 2 PhD	4 Programs	3 Bachelor 1 Master	1 Bachelor 2 Master 1 PhD	2 Bach. 1 Master		2 Bachelor 2 Master 2 Graduate Licensure Pr.	NMSU
UNM-Gallup	BA/MA	BA	BBA	BSN		B.U.S.	MA	UNM
UNM-Los Alamos	MS					BS	BS Comp Sci, BS Comm & Journalism, MS Com Sci, MS Chem & Nuc. Engin, MS Mech Engin, MA PubAdm	UNM
UNM-Taos	BA Teacher Ed.; MA Ed. Leadership	BS ECME, BS in Educ.	BA	BSN Nursing		BUS	MS Electrical Eng. MA PubAdm	UNM Extended University
UNM-Valencia	BA/BS in Education			BS in Nursing				UNM Extended Uni.

## PARTNERSHIPS *CONTINUED...*



### ***K-12 Partnerships (Dual Credit):***

#### **Dual Credit in New Mexico:**

- The New Mexico state legislature passed SB 943 (2007) and SB 31 (2008) that created a statewide dual credit program to allow high school students to earn both high school and college credit for qualifying courses.
- Recent Initiative: The original dual credit bill (SB943) mandated that schools districts be responsible for payment of required textbooks for the program. Since this requirement, various school districts have expressed concerns regarding the increasing cost of textbooks. In response to this concern, the New Mexico Legislative Education Study Committee created a task force to generate a proposal for the State to fund textbooks. NMACC supports the task force recommendation for this upcoming legislative session.

#### **A look at 2007-2008 Dual Credit for Branch Community Colleges**

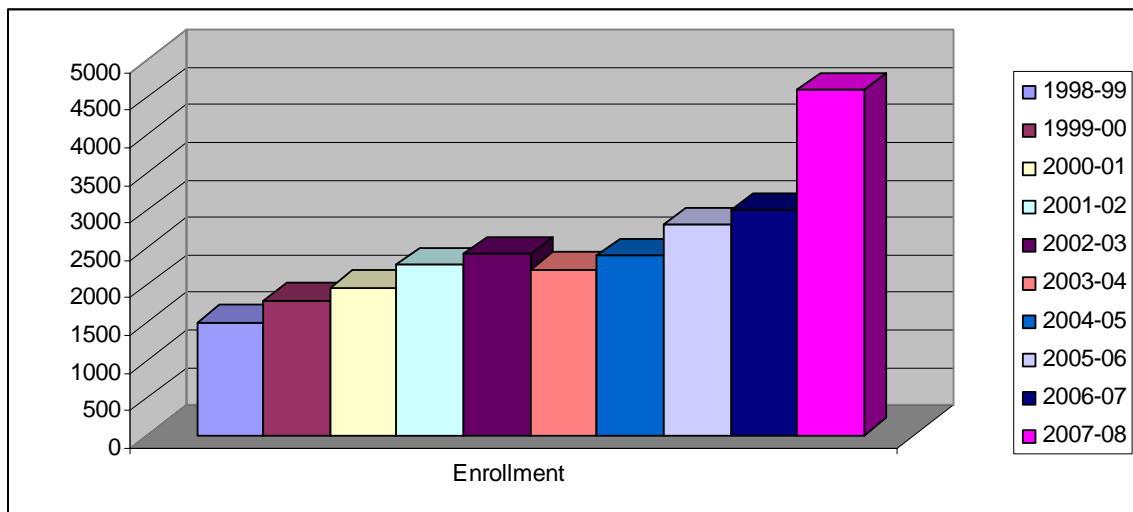
<b>Colleges:</b>	<b>Headcount:</b>
ENMU Roswell	740
ENMU Ruidoso	161
NMSU Alamogordo	317
NMSU Carlsbad	840
NMSU Dona Ana	714
NMSU Grants	111
UNM Gallup	727
UNM Los Alamos	137
UNM Taos	331
UNM Valencia	516
<b>BRANCH TOTAL:</b>	<b>4,594</b>

---

**A Look at the Historical Trends of Dual Credit:  
(Headcount)**

College	98-99	99-00	00-01	01-02	02-03	03-04	04-05	05-06	06-07	07-08
ENMU Roswell	398	545	581	576	646	536	522	769	693	740
ENMU Ruidoso	137	113	173	144	138	118	164	119	179	161
NMSU Alamo	37	124	70	113	134	97	148	227	216	317
NMSU Carlsbad	43	37	38	65	45	38	78	103	N/A	840
NMSU Dona Ana	322	327	347	317	268	251	407	431	481	714
NMSU Grants	12	2	3	4	6	16	37	34	109	111
UNM Gallup	435	431	465	422	500	466	505	397	483	727
UNM Los Alamos	67	58	24	67	59	75	67	60	91	137
UNM Taos	12	20	33	421	413	426	258	358	342	331
UNM Valencia	45	139	232	142	201	192	200	304	397	516
<b>Totals</b>	<b>1,509</b>	<b>1,796</b>	<b>1,966</b>	<b>2,271</b>	<b>2,410</b>	<b>2,215</b>	<b>2,386</b>	<b>2,802</b>	<b>2,991</b>	<b>4,594</b>

**Branch Community College Enrollment**



**Highlights:**

- The number of dual credit students increased 3,085 since 1998-1999.
- There is an increase of 1,603 dual credit students since last year.
- Eight branch campuses increased their enrollment for dual credit in the 2007-2008 year.

## BRANCH COLLEGE PARTNERSHIPS *CONTINUED...*

### ***Workforce and Economic Development:***

Community colleges provide the working adult with many opportunities to prepare for career advancement, to keep abreast of new technology or to prepare to enter a new career field. These are all critical strategies for workers in today's economy. In addition to credit offerings, community colleges offer a wide range of non-credit, work-related courses, primarily through contracts with businesses and industries and various state agencies. According to the data that follows, 373 additional businesses and agencies in New Mexico were served this year by branch colleges. Branch colleges offered classes specialized to enhance workforce and economic development to well over 9,000 adults. The following is a summary of non-credit workforce activities at branch colleges.

#### **Non-Credit Offerings for Branch Campuses:**

- Headcount of Participants:
  - 2004-2005 = 7,918
  - 2005-2006 = 8,018
  - 2006-2007 = 9,095
  - 2007-2008 = 9,059
- Number of Student Contact Hours Generated:
  - 2005-2006 = 124,252
  - 2006-2007 = 97,380
  - 2007-2008 = 111,529
- Number of New Entities Served by Year:
  - 2005-2006 = 260
  - 2006-2007 = 311
  - 2007-2008 = 373



### ***Highlights:***

---

- There was a branch college increase of 14,149 in the number of student contact hours generated for non-credit, work related courses since the 2006-2007 academic year.
- Branch colleges served 373 new entities for non-credit courses during the 2007-2008 year.

## REMEDIAL COURSES TAKEN:



### *Building Toward K – 20*

Branch community colleges offer a significant number of remedial courses for individuals who have not yet acquired basic skills sufficient to succeed at college-level course work. Since our colleges are open to all who apply, they require prospective degree-seeking students and those interested in pursuing college-level English and Math to be assessed for basic skill competency. Based on the assessment outcome, students are recommended for college-level or remedial course work in pre-college skill building classes in English, Math, Reading or Study Skills. Remediation represents a significant educational program effort at most institutions. Students who score below college level must successfully complete remedial courses before enrolling in college-level courses in a related discipline.

- Of the total (2,039) 2008 high school graduates enrolled in branch community colleges, 1,238 needed remediation in Math and 1,127 needed remediation in English.
- Of the total (671) students that graduated with a GED and enrolled in branch community colleges, 235 needed remediation in Math and 179 needed remediation in English.

The following chart shows the branch community college remedial efforts.

College	Recent '07 High School Grad.			2007 GED			Others		
	Total Number of Students in Category	Number of Students in Remedial Math	Number of Students in Remedial English	Total Number of Students in Category	Number of Students in Remedial Math	Number of Students in Remedial English	Total Number of Students in Category	Number of Students in Remedial Math	Number of Students in Remedial English
ENMU Roswell	303	115	159	26	16	18	151	52	44
ENMU Ruidoso	36	11	16	26	13	15	18	4	5
NMSU Alamo	227	128	61	183	51	19	2104	224	73
NMSU Carlsbad	107	71	39	28	13	11	63	36	22
NMSU Dona Ana	733	642	536	217	53	26	4402	974	559
NMSU Grants	68	42	36	24	14	9	33	19	16
UNM Gallup	212	147	149	58	37	35	100	74	78
UNM Los Alamos	41	15	17	12	4	3	12	1	0
UNM Taos	44	21	21	27	13	11	22	3	5
UNM Valencia	268	46	93	70	21	32	212	23	42
<b>Totals</b>	<b>2039</b>	<b>1238</b>	<b>1127</b>	<b>671</b>	<b>235</b>	<b>179</b>			

**Remedial Courses Continued:**

Another measure of student success is how well students do in college-level courses following successful completion of remedial course work. In some cases, students taking remedial courses do better in follow-up academic courses than students who have not taken any remedial course work.

- The percent of students taking developmental courses in English range from 49% to 94%.
- The percent of students **not** taking developmental courses in English range from 34% to 94%.
- The percent of students taking developmental courses in Math range from 37% to 100%.
- The percent of students **not** taking developmental courses in Math range from 0% to 89%.

Some institutions are experiencing greater success with remedial programs than others. Improved practices of tracking remedial students will provide needed information for remedial program improvement including social and academic support services.

College	% Success in College English	
	Those taking developmental courses	Those not taking developmental courses
<b>ENMU Roswell</b>	66%	34%
<b>ENMU Ruidoso</b>	70%	80%
<b>NMSU Alamo</b>	54.8%	54.5%
<b>NMSU Carlsbad</b>	65%	75%
<b>NMSU Dona Ana</b>	94%	73%
<b>NMSU Grants</b>	53%	79%
<b>UNM Gallup</b>	61%	69%
<b>UNM Los Alamos</b>	92.3%	94.7%
<b>UNM Taos</b>	79%	84%
<b>UNM Valencia</b>	49%	60%

% Success in College Math	
Those taking developmental courses	Those not taking developmental courses
100%	0%
62%	89%
69.2%	64.2%
52%	82%
86%	72%
89%	71%
64%	71%
78.9%	86.7%
67%	62%
37%	52%

## DISTANCE DELIVERY EFFORTS:



### *Distance Delivery:*

Increasingly more students are placed and schedule bound making it impossible for many to take on-campus courses. Our colleges have responded by increasing course offerings through distance delivery. The most common methods of distance delivery are through the internet with web-based instruction and through instruction television (ITV).

The following chart includes the number of students being served by web-based and ITV instruction within the New Mexico branch community colleges.

- Web-based instruction is teaching and learning supported by the attributes of the internet.
- ITV instruction provides access to select courses for students at various sites.

College	Web-Based	ITV
ENMU Roswell	2,954	277
ENMU Ruidoso	361	-
NMSU Alamogordo	1,136	-
NMSU Carlsbad	360	-
NMSU Dona Ana	1,833	-
NMSU Grants	403	-
UNM Gallup	-	5
UNM Los Alamos	5	-
UNM Taos	50	19
UNM Valencia	53	42
<b>TOTAL:</b>	<b>7,105</b>	<b>324</b>

Note: UNM Taos offers 50 web-based programs and 19 courses through ITV that are all upper division courses.

### *Highlights:*

- Web-based instruction for branch college students served 7,105 students in 2007-2008. This is an increase of 1,904 students from 2006-2007.
- ITV served 324 students, which is an increase of 127 students from last year.

## PARTICIPATION IN STUDENT CREDIT HOURS:

- Columns 1, 3, and 5 of the chart below demonstrate the **percent** of Student Credit Hours in the major three areas of course work offered at community colleges.
- Columns 2, 4, and 6 of the chart below demonstrate the **actual number** of Student Credit Hours in the major three areas of course work offered at community colleges.
  - Academic Courses
  - Career Courses
  - Remedial Courses

### Credit Hours and Percents for Fall 2007


Institution	% SCH in Academic Courses	# SCH in Academic Courses	% SCH in Career Courses	# SCH in Career Courses	% SCH in Remedial Courses	# SCH in Remedial Courses	% Total	# Total
ENMU Roswell	39%	12,194	47%	14,651	13%	4,094	100%	30,939
ENMU Ruidoso	51%	2,561	37%	1,856	12%	614	100%	5,031
NMSU Alamo	69%	13,243	20%	3,828	11%	2,068	100%	19,139
NMSU Carlsbad	29%	3,216	58%	6,392	13%	1,396	100%	11,104
NMSU Dona Ana	31%	20,064	48%	30,817	21%	13,596	100%	64,477
NMSU Grants	59%	4,050	28%	1,950	13%	904	100%	6,904
UNM Gallup	49%	12,049	35%	8,526	16%	3,902	100%	24,477
UNM Los Alamos	78%	3,434	19%	845	3%	140	100%	4,419
UNM Taos	51%	4,230	42%	3,499	7%	604	100%	8,333
UNM Valencia	68%	9,168	19%	2,513	13%	1,782	100%	13,463

## NUMBER OF PROGRAMS OFFERED AT BRANCH COMMUNITY COLLEGES:

The following table includes the number of programs offered using the New Mexico Career Clusters.

College	Arts & Entertainment	Business Services	Communications & Information	Energy & Environmental Tech.	Engin., Construction, & Manufac.	Health and Biosciences	Hospitality & Tourism	All Others	Total Number
ENMU-Roswell	7	15	5	1	20	33	1	3	85
ENMU-Ruidoso	1	2	3	1	3	6	4	8	28
NMSU-Alamogordo	1	4	5	0	2	2	0	9	23
NMSU-Carlsbad	6	8	2	1	15	5	2	6	45
NMSU Dona Ana	0	7	3	5	8	10	1	5	39
NMSU-Grants	1	11	5	3	6	3	1	2	32
UNM-Gallup	1	14	9	0	14	16	2	8	64
UNM-Los Alamos	1	2	6	1	2	0	0	7	19
UNM-Taos	6	4	4	0	4	4	1	12	35
UNM-Valencia	2	4	1	0	0	4	0	19	30
<b>Totals</b>	<b>26</b>	<b>71</b>	<b>43</b>	<b>12</b>	<b>74</b>	<b>83</b>	<b>12</b>	<b>79</b>	<b>400</b>

**Programs Offered at Branch Campuses**



*Below includes institution specific examples of Industry Affiliations and Industry Certifications:*

*Eastern New Mexico University Roswell:*

---

- MOUS, FAA, MCSE, NHTSA, National Registry of EMT, NMACC, National League of Nursing Accrediting Commission, NMBN, NM State Police, Accreditation Council of Occupational Therapy Education

*Eastern New Mexico University Ruidoso:*

---

- Microsoft Office Specialist (MOS), Comp TIA A+, Computer Repair, CPR, EMT-B, EMT-I, EMT-II Tech, Nursing Assistant, Business Administration, Bookkeeping/Accounting

*New Mexico State University Carlsbad:*

---

- Welder Certification, LPN Certification, RN Certification, Journeyman Licensure

*New Mexico State University Dona Ana:*

---

- CODA, DANB, Joint Review Comm. on Education in Diagnostic Medical Sonography, Comm. on Accreditation of Emergency Medical Services Prof., Intern. Assoc of Fire Service Accreditation, National League for Nursing Accrediting Comm., Commission on Accreditation for Allied Health Education Programs, JRC Education in Radiology Techn., Comm. on Accreditation for Respiratory Care, NM Firefighter Certification, National Board of Respiratory Care, NM Certification of Dental Care, CAN, CPR, ACLS, PALS, NCLEX-RN for nurses, NM Board of Nursing, National Registry of Emergency Medical Technicians, NM State Department of Health/ EMS Bureau, National Assoc. of Emergency Medical Technicians, NM Fire Academy, American Drafting and Design Assoc., NMLA, MPLA, ALA, COLT, State of NM School Library Media Specialist Endorsement, NM State Bar Association, Women's Bar, Hispanic Bar, the Dona Ana County Bar and the Tonalí Legal Alliance, American Assoc. for Paralegal Education, National Assoc. of Legal Assistants, American Society of Women Accountants, TaxHelp NM, Community Action Agency of Southern NM, International Assoc. of Administrative Professionals, Assoc. of Collegiate Business Schools and Programs

*New Mexico State University Grants:*

---

- CDA, NMCD, CISCO, Comp TIA, ASE/NATEF

*University of New Mexico Gallup:*

---

- NLN for Nursing, American Dental Association for Dental Assistants, New Mexico Department of Health for Nurse Assistants

*University of New Mexico Los Alamos:*

---

- LANL, Microsoft, Los Alamos and Bernalillo Schools, Los Alamos County

*University of New Mexico Valencia:*

---

- American Heart Association, CPR Certification and First Aid

## **PARTNERS IN ECONOMIC DEVELOPMENT:**



The branch community colleges have taken a leadership role in economic development in their region and have developed innovative projects such as those listed below.

### **Eastern New Mexico University Roswell:**

#### *Flight Research Training Center:*

- The Flight Research Training Center (FRTC) was established on the ENMU-Roswell campus by the Alliance for Flight Safety Research in cooperation with the Federal Aviation Administration. The focus is on improving the safety of commercial air transportation by reducing the Loss-of-Control (LoC) accident rate, one of the leading causes of airline fatalities.

#### *National Guard Youth Challenge Academy:*

- ENMU-Roswell partnered with the National Guard's Youth Challenge program in 2001. The college provides career-technical education, food service and other support to the program, which targets high school dropouts ages 16 to 18 from throughout New Mexico.

#### *New Mexico Department of Health:*

- ENMU-Roswell is partnering with the New Mexico Department of Health to build a new New Mexico Rehabilitation Center on campus property near the new Health Sciences Center. This collaborative partnership will provide the facilities necessary to expand clinical experiences for health career students in the Division of Health, to add new bachelor's degree programs in health care through agreements with four-year institutions, and to expand services offered by ENMU-Roswell in its dental clinic/van and community pharmacy.

### **Eastern New Mexico University Ruidoso:**

#### *Inn of the Mountain Gods:*

- ENMU Ruidoso has partnered with the Inn of the Mountain Gods for a hospitality and tourism management training program.

#### *Lincoln County Homebuilders Association:*

- ENMU Ruidoso has partnered with the Lincoln County Homebuilders Association in a residential construction apprenticeship program.

#### *Ruidoso Municipal School District and United States Forest Service:*

- ENMU Ruidoso has partnered with the Ruidoso Municipal School District and the United States Forest Service in a collaborative forest restoration project.

## **PARTNERS IN ECONOMIC DEVELOPMENT** ***CONTINUED...***



### **New Mexico State University Alamogordo:**

#### *Alamogordo Committee of 50:*

- This group is pursuing the continued presence and expansion of the federal facilities in the region, including Holloman Air Force Base.

#### *Eastern Area Workforce Development Board:*

- NMSU Alamogordo is working with EAWDB on funding for customized training and workforce development.

#### *Otero County Economic Development Council:*

- NMSU Alamogordo is a partner with the OCEDC in recruiting new businesses to the area and promoting the local Gross Sales Tax increment for local economic development.

#### *Otero County Film Office:*

- NMSU Alamogordo is working with the OCFO to bring film employment opportunities to the south central part of New Mexico.

### **New Mexico State University Carlsbad:**

#### *Carlsbad Community Development Corporation:*

- NMSU Carlsbad offers a program in Building Trades and Construction Technology where college and dually-enrolled high school students construct a home which is then sold, through the Carlsbad Community Development Corporation, to a low-to-moderate income family. This partnership assists in developing a well-trained workforce in addition to meeting a need for affordable housing in Carlsbad.

#### *Eddy County Multi-Media Group:*

- NMSU Carlsbad jointly operated the Carlsbad Multi-Media Academy. The Academy provides both community service courses and credit coursework for individuals interested in media careers and provides hands-on learning opportunities for students.

#### *New Mexico Workforce Connection:*

- NMSU Carlsbad administers the contract in Eddy County for Temporary Assistance to Needy Families (TANF) and for the Workforce Investment Act (WIA). The NMWC provides assistance and support to unemployed and under-employed workers as well as local employers in Eddy County.

## **PARTNERS IN ECONOMIC DEVELOPMENT** ***CONTINUED...***



### **New Mexico State University Dona Ana:**

#### *Small Business Development Center:*

- The DACC-Small Business Development Center partners with many organizations locally to advocate economic development. Partners include MVEDA, Hispano Chamber, Las Cruces Chamber, CAA, Mesquite Neighborhood Learning Center, Anthony/Berino Economic Development Corporation, Sierra County Economic Development Organization, T or C Housing Authority, Department of Vocational Rehabilitation, SCORE, and the Veterans Service Department, to name a few. The duplicated headcount for community service course offerings numbered 335 for 2007-2008.

#### *SouthWestern Area Work Force Development Board:*

- Dona Ana Community College in collaboration with Community Action Agency of Southern New Mexico and AARP joined efforts to host a tax preparation event, as part of the Southern New Mexico Tax Coalition. Approximately 23 BOT and 244 Tax Preparation students volunteered at the event to prepare 2,937 federal returns and 3,693 state returns.

#### *SouthWestern Area Work Force Development Board:*

- The ABE division dean and our Technical and Industrial Studies Division Dean both sit on the executive committee of the SouthWestern Area Work Force Development Board. They represent the partnership between WIA Title I and Title II activities for seven counties.

### **New Mexico State University Grants:**

#### *Cibola County Community Development Foundation:*

- The CEO of NMSU Grants is a member of the foundation. The group is involved in economic development recruitment of industries to the region.

#### *Cibola General Hospital:*

- Cibola General Hospital supports the NMSU Distance Education Program for Bachelor of Science Nursing Degree to meet the rural nursing workforce needs of hospital/medical community.

#### *City of Grants/Cibola County/Village of Milan:*

- Support to develop a Community Learning Center / Public Library. Assisted Library Board to write and secure a Burlington Northern Santa Fe Railway Foundation grant for design/construction of a new public library/learning center.

#### *Grants/Cibola County School District:*

- The dual enrollment program developed to improve a pipeline of students into career training.

## **PARTNERS IN ECONOMIC DEVELOPMENT** ***CONTINUED...***



### *Uranium Mining Industry:*

- The advisory committee, developed in anticipation of the return of uranium mining in near future, determined workforce needs the industry for the future.

### *Western New Mexico Men's Prison:*

- Corrections Officer Training Academy is a credit training program for new cadet officers for the men's state run prison in Grants. The previous year partnership was with the private prison contractor, Community Corrections of America (CCA). This year NMSU Grants expanded to include Western New Mexico in Grants cadet officer training.

## **University of New Mexico Gallup:**

---

### *Community and Local Businesses:*

- UNM Gallup assessed local needs in the area of particular types of training. A boiler training was offered to any entities that needed to train employees in this area.

### *Giant Refinery:*

- UNM Gallup is working with Giant Refinery to create jobs, and create new credit and non-credit programs to train workers.

### *Navajo Nation:*

- UNM Gallup contracts with the Navajo Workforce Development agency to provide workforce development training.

## **University of New Mexico Los Alamos:**

---

### *Project Management Institute:*

- The Project Management Institute offers low-cost training for area residents interested in gaining project management skills.

### *Small Business Development Center:*

- The UNMLA SBDC offers no-charge business assistance to any existing or aspiring small businesses in the community, including not-for-profit. In 2006-2007, 269 people attended SBDC workshops.

## **University of New Mexico Taos:**

---

### *Taos County Economic Development Corporation:*

- Class title: Clean Air, 16 participants

### *Taos County Economic Development Corporation:*

- Class title: Starting a Small Business, 8 participants

## **PARTNERS IN ECONOMIC DEVELOPMENT** ***CONTINUED...***

---



### *Taos Regional Business Alliance:*

- Class title: Enchanted Circle Workforce Solutions, 108 participants

### *Workforce Solutions:*

- Class title: Work and Life Skills, 48 participants

## **University of New Mexico Valencia:**

---

### *Belen Chamber of Commerce:*

- UNM Valencia Campus has been a member of the Belen Chamber of Commerce since the mid 1980's with a staff person serving on the Board of Directors continually during that time. In its mission statement, the Belen Chamber of Commerce is "dedicated to the growth and retention of commerce through a committed partnership enhancing our quality of life." UNM Valencia remains active in that partnership.

### *Belen Economic Development Corporation:*

- UNM Valencia recently joined the Belen Economic Development Corporation. The City of Belen is on the verge of major growth, and UNM Valencia Campus seeks to be a partner in that development by positioning itself as the local community college that can deliver workforce training to new and existing businesses.

### *Valencia County Chamber of Commerce & Valencia County Hispano Chamber of Commerce:*

- UNM Valencia is also a member of the Valencia County Chamber of Commerce (formerly the Los Lunas/Bosque Farms Chamber of Commerce) and the Valencia County Hispano Chamber of Commerce. This past year, a member of the staff was President of the Board. UNM Valencia also is a mandatory partner of the Federal Workforce Investment Act (WIA) provider, and maintains active membership on the Board of Directors for Workforce Connection of Central New Mexico.

## **SPECIALIZED SERVICES TO THE COMMUNITY:**

Branch community colleges offer a variety of services and activities that enrich the community as well as the individuals who live in their service area. Building on the expertise of facilities that support instructional programs, branch community colleges often sponsor weekly courses, events, programs, seminars, and workshops (predominately not-for-credit) as a service for community members. Programs include access to:

- health services
- leadership development initiatives
- enrichment programs for children

Seminar topics range from Parenting Skills to Internet Training to Gardening. Several of the colleges host service learning programs whereby college students serve as tutors in literacy programs, participate in the American Reads program, volunteer at local hospitals and schools, or participate in other projects that apply their college course-work to community needs.

The number of participants and projects presented below is representative of those offered through the colleges' community service programs.

### *Eastern New Mexico University Roswell:*

<b>Sampling of Community Course Offerings:</b>	<b>Participants (duplicated)</b>	<b>Participants (unduplicated)</b>
Basic Computer Skills		358
CDL Training		91
Conflict Resolution Workshop for Job Corp.		10
Customer Service Training		73
Defensive Driving		65
Detecting and Mitigating Stray Voltage		25
Income Tax Preparation		60

<b>Sampling of Special Projects for the Community:</b>	<b>Participants (duplicated)</b>	<b>Participants (unduplicated)</b>
Cougar Carnival		125
Evening with Eastern		300
Health Fair		510
Health Woman		210
Mesa Family Center		73
Parkview Early Literacy Center		48
Respiratory Therapy – Community Lung Screening		30

### *Eastern New Mexico University Ruidoso:*

<b>Sampling of Community Course Offerings:</b>	<b>Participants (duplicated)</b>	<b>Participants (unduplicated)</b>
Adult Basic Education		530
Alcohol Server		264
Dog Obedience	2	13

## SPECIALIZED SERVICES TO THE COMMUNITY CONTINUED...

Massage Therapy	12	12
Rainwater Harvesting	5	12
Sign Language	2	14

<b>Sampling of Special Projects for the Community:</b>	<b>Participants (duplicated)</b>	<b>Participants (unduplicated)</b>
Career Fair	5	198
Economic Summit	13	44
History Day		144
Immunization Conference		22
Ruidoso Development Luncheon	6	18

*New Mexico State University Alamogordo:*

---

<b>Sampling of Community Course Offerings:</b>	<b>Participants (duplicated)</b>	<b>Participants (unduplicated)</b>
Adult Basic Education		646
Continuing/Community Education	750	576
Small Business Development Center		462

<b>Sampling of Special Projects for the Community:</b>	<b>Participants (duplicated)</b>	<b>Participants (unduplicated)</b>
N/A	N/A	N/A

*New Mexico State University Carlsbad:*

---

<b>Sampling of Community Course Offerings:</b>	<b>Participants (duplicated)</b>	<b>Participants (unduplicated)</b>
Adult Basic Education – ESL & Citizenship		71
Community Interest	87	
Contract Training	382	
Small Business Development Center	166	

<b>Sampling of Special Projects for the Community:</b>	<b>Participants (duplicated)</b>	<b>Participants (unduplicated)</b>
College Goal Sunday & Financial Aid Workshops		251
Fall Carnival	320	
Tax Help		908
Themed & Foreign Film Series		100

*New Mexico State University Dona Ana:*

---

<b>Sampling of Community Course Offerings:</b>	<b>Participants (duplicated)</b>	<b>Participants (unduplicated)</b>
Adult Basic Education		4,775
Community Education		986
Customized Training		1,287
EMT – Refresher		146
Paramedic Refresher		28

## SPECIALIZED SERVICES TO THE COMMUNITY CONTINUED...

Small Business Development Center 353

<b>Sampling of Special Projects for the Community:</b>	<b>Participants (duplicated)</b>	<b>Participants (unduplicated)</b>
Academy for Learning in Retirement		1,554
Federal Tax		2,937
Literacy Volunteers of Dona Ana County		610
Mesquite Neighborhood Learning Center		690
New Mexico Tax		3,693

*New Mexico State University Grants:*

---

<b>Sampling of Community Course Offerings:</b>	<b>Participants (duplicated)</b>	<b>Participants (unduplicated)</b>
Adult Basic Education		371
Defensive Driving		49
Health Fair		450

<b>Sampling of Special Projects for the Community:</b>	<b>Participants (duplicated)</b>	<b>Participants (unduplicated)</b>
Cibola Arts Council Concert		100
Cinderella Youth Scholarship Pageant		50
Grants High School Band Concert		200
Grants Main Street Project Public Forum		75
Junior Quad		150
Malpais Council International Reading Assoc. Banquet		100
Piano Recital		100
State Junior Miss Pageant		100
Various Community Organizations – Meeting/Training	350	

*University of New Mexico Gallup:*

---

<b>Sampling of Community Course Offerings:</b>	<b>Participants (duplicated)</b>	<b>Participants (unduplicated)</b>
Adult Basic Education		631
Community Education Classes – non-credit, 12 to 15 offerings each semester		403
Small Business Development Center		1006

<b>Sampling of Special Projects for the Community:</b>	<b>Participants (duplicated)</b>	<b>Participants (unduplicated)</b>
Health Fair – Information and Screenings		800

## SPECIALIZED SERVICES TO THE COMMUNITY CONTINUED...

*University of New Mexico Los Alamos:*

<b>Sampling of Community Course Offerings:</b>	<b>Participants (duplicated)</b>	<b>Participants (unduplicated)</b>
Adult Basic Education		430
Community Ed non-credit		331
Small Business Development Center		269
<b>Sampling of Special Projects for the Community:</b>	<b>Participants (duplicated)</b>	<b>Participants (unduplicated)</b>
Children's College		99
Young Readers and Writers Workshop		12

*University of New Mexico Taos:*

<b>Sampling of Community Course Offerings:</b>	<b>Participants (duplicated)</b>	<b>Participants (unduplicated)</b>
Adult Basic Education (GED)		331
Early Childhood Resource Center	2,271	
English as a Second Language		97
<b>Sampling of Special Projects for the Community:</b>	<b>Participants (duplicated)</b>	<b>Participants (unduplicated)</b>
N/A	N/A	N/A

*University of New Mexico Valencia:*

<b>Sampling of Community Course Offerings:</b>	<b>Participants (duplicated)</b>	<b>Participants (unduplicated)</b>
ABE 12+hours	842	
Carino Trainings	525	
College Transition Workshop	113	
Cultural Enrichment Events		398
ESL Program		183
ESL Transition Class	24	
GED Distance Education	46	
GED Program		659
Healthcare for All Forum		100
<b>Sampling of Special Projects for the Community:</b>	<b>Participants (duplicated)</b>	<b>Participants (unduplicated)</b>
NM Retiree Healthcare		40
Safe a Life Tour		67
SBDC Workshop		131
Wellness Fair		613



## **2007-2008 CONTRACT TRAINING CLIENT LIST:**

The following is a 2007-2008 contract training client list by institution:

### **Eastern New Mexico University Roswell:**

Dean Baldwin \* Dexter Schools \* Firstline \* Pathology Consultants of New Mexico \* PVT \* State Engineers \* PVREC \* Taos County \* Valencia County \* New Mexico Youth Challenge \* FLETC \* Girl Scouts Zia Council \* Lakeview Christian Home

### **Eastern New Mexico University Ruidoso:**

Inn of the Mountain Gods \* Casa Blanca Restaurant \* Alto Lakes Country Club \* Walgreens \* Lucy's Mexicali Restaurant \* NM Dept of Health \* Lincoln County Government \* NM Works \* Ecoservants \* Ruidoso Downs Racing \* Lincoln County SBDC \* Ruidoso Chamber of Commerce \* Ruidoso Tourism Dept

### **New Mexico State University Alamogordo:**

County of Otero \* Western Bank \* Boys and Girls Club of Otero County \* Gerald Champion Medical Center

### **New Mexico State University Carlsbad:**

Mosaic Potash \* Intrepid Potash \* Engineering Production Division of Washington TRU Solutions \* Yates Petroleum

### **New Mexico State University Dona Ana:**

Burke Insurance \* City of Las Cruces \* DACC Adult Basic Education \* DACC Student Services \* Dona Ana County \* Emerick \* Holloman Air Force Base \* Jackson Hewitt Tax Service \* Jacobs Engineering \* Memorial Medical Center \* New Mexico Works \* NMSU Advance Program \* NMSU Assistant to the President Office \* NMSU Office of Facilities & Services \* Stahmann Farms \* 3<sup>rd</sup> Judicial District Court

### **University of New Mexico Gallup:**

Giant Refinery \* Navajo Nation Department of Workforce Development \* Navajo Nation Facilities Management \* Giant Refinery Management

### **University of New Mexico Valencia:**

Belen Schools \* Santa Fe County Waste Department \* Los Lunas Schools \* CCA – Cibola \* NM Women's Correctional Facility \* Sunshine Kids Day Care \* Los Lunas Community Program \* CCA – Torrance \* First Nations Healthcare \* Valencia Works \* Isleta Casino & Resort

## PERFORMANCE BASED MEASURES FOR COMMUNITY COLLEGES:

Our state's community colleges are engaged in a number of accountability initiatives to measure our efforts at improving access and success of our students. The colleges have been in the process of identifying performance indicators for the purpose of performance-based budgeting over the past few years. The colleges have established targets, implemented improvement strategies, and developed reports to track progress on these performance measures.

- A set of performance indicators have been identified and include:
  - **Academic Quality/ Student Progress and Success:** Percent of Students Taking Nine or More Credits on Entry Successful After Three Years
  - **Economic Impact:** Percent of Graduates Placed in Jobs in New Mexico
  - **Economic Impact:** Graduates Placed in Jobs & Continuing Education
  - **Accessible and Affordable Education:** Percent Ethnic Minority of Total Enrolled
  - **Accessible and Affordable Education:** Percent Minority of Total Graduates Selected Based on Service Area Profile
  - **Service to New Mexicans:** Students Enrolled in College Programs
  - **Efficient and Effective Use of Resources:** Percent of Programs Having Stable or Increasing Enrollments
  - **Student Persistence:** Percent of Students Retained
  - **Graduation Rate:** Percent of Graduates (2003 – 2006 Cohort)

The New Mexico Association of Community Colleges submits the branch community college performance-based measures annually to the Legislative Finance Committee (LFC) and the Department of Finance and Administration (DFA). Each college submits detailed information to NMACC. These reports include three-year average baseline data with targets for each indicator. The branch colleges have updated Performance Based Indicator reports to include strategic plans that put these measures into context.

The following pages are a combination of the branch community colleges response to the directives of the Accountability in Government Act and requests contained in SJM 4 of a past legislative session. Our goal is to have baseline data over a three year period for each measure.

In cooperation with the institutions, NMACC will continue to improve the quality of the performance data. The following are the branch community college performance measures that were identified and are currently being used by the institutions.

## PERFORMANCE BASED INDICATOR #1:

### *Academic Quality/ Student Progress and Success:*

**Measure:** Of a cohort of new students who intended to transfer or obtain a degree credential, how many students after three years received a degree or certificate, transferred, became transfer ready (defined as students completing with a “C” or better, 18 credits or more of the general education core), or are still enrolled?

- As can be seen on the chart below, there has been steady improvement among our branch community colleges statewide in this measure from FY04 to FY07, increasing from 52.6% for FY05 to 54.9% for FY08.

### **#1 Academic Quality/Student Progress and Success Percent of Students Taking Nine or More Credits on Entry Successful After Three Years**

Institution	FY04 Actual	FY05 Actual	FY06 Actual	FY07 Actual	FY08 Actual	FY08 Target	FY09 Budget	FY10 Target
ENMU Roswell	57.5%	59.3%	59.8%	52.7%	47.9%	61.0%	55.0%	49.0%
ENMU Ruidoso	63.7%	58.5%	56.6%	52.1%	49.2%	59.0%	55.0%	54.0%
NMSU Alamo.	49.2%	47.1%	46.4%	45.2%	49.5%	48.0%	48.0%	50.0%
NMSU Carlsbad	52.4%	52.1%	54.3%	66.2%	66.4%	55.0%	67.0%	70.0%
NMSU Dona Ana	39.5%	44.1%	49.3%	50.5%	50.9%	43.0%	45.0%	46.0%
NMSU Grants	44.9%	45.4%	49.6%	51.1%	53.8%	47.0%	52.0%	53.0%
UNM Gallup	40.9%	49.1%	47.0%	48.0%	44.1%	42.5%	43.0%	43.0%
UNM Los Alamos	58.5%	53.0%	53.0%	53.4%	56.9%	65.0%	55.0%	56.0%
UNM Taos	55.3%	57.0%	58.0%	59.6%	58.3%	55.0%	59.0%	59.0%
UNM Valencia	60.5%	60.0%	63.0%	66.4%	72.2%	62.0%	62.0%	62.0%
<b>Branch Average:</b>	<b>52.2%</b>	<b>52.6%</b>	<b>53.7%</b>	<b>54.5%</b>	<b>54.9%</b>	<b>53.8%</b>	<b>54.1%</b>	<b>54.2%</b>

## PERFORMANCE BASED INDICATOR #2 AND #9:

### *Economic Impact: Percent of Graduates Placed in Jobs in New Mexico*

**Measure:** Percent of community college graduates (expanded definition includes those that completed 45+ hours of their program) placed in jobs in New Mexico.

Since FY02, an agreement with the Department of Labor allowed us to electronically track students in the New Mexico workforce. This tracking system has improved the accuracy and integrity of the results, even though it does not include the self-employed, those entering the military service, certain agricultural jobs, and those getting jobs out-of-state (which impacts results for the community colleges on New Mexico's borders).

### #2 Economic Impact Percent of Graduates Placed in Jobs in New Mexico

Institution	FY 04 Actual	FY 05 Actual	FY 06 Actual	FY07 Actual	FY08 Actual	FY08 Target	FY09 Budget	FY10 Target
ENMU Roswell	83.5%	78.7%	72.5%	69.2%	64.3%	73.0%	73.0%	65.0%
ENMU Ruidoso	74.2%	69.1%	N/A	71.6%	81.3%	75.0%	75.0%	78.0%
NMSU Alamogordo	59.0%	59.7%	62.6%	66.3%	68.1%	64.0%	66.0%	69.0%
NMSU Carlsbad	82.1%	79.4%	80.3%	79.8%	81.4%	82.0%	82.0%	85.0%
NMSU Dona Ana	73.3%	77.4%	76.7%	74.6%	71.8%	77.0%	77.0%	77.0%
NMSU Grants	77.6%	78.8%	80.9%	81.6%	80.2%	80.0%	82.0%	82.0%
UNM Gallup	59.3%	60.1%	60.7%	60.7%	58.1%	60.4%	60.5%	60.0%
UNM Los Alamos	52.0%	31.1%	42.0%	43.8%	63.0%	43.0%	44.0%	45.0%
UNM Taos	66.1%	69.4%	55.0%	64.5%	67.0%	65.0%	65.0%	66.0%
UNM Valencia	71.1%	65.0%	68.0%	66.5%	68.3%	68.0%	68.0%	68.0%
<b>Branch Average:</b>	<b>69.8%</b>	<b>66.9%</b>	<b>66.5%</b>	<b>67.9%</b>	<b>70.4%</b>	<b>68.7%</b>	<b>69.3%</b>	<b>69.5%</b>

## PERFORMANCE BASED INDICATOR #2 AND #9:

### *Economic Impact: Graduates Placed in Jobs & Continuing Education (Workforce Placement of Graduates)*

**Measure:** Percent of program completers (defined as students who completed a degree or 45+ credits toward their program) who were placed in jobs in New Mexico (based on UI wage data) or who are continuing their education in New Mexico.

Employment placement rates for students who complete career-oriented programs at community colleges confirm that students are prepared to enter the workforce or to continue their education. Two years ago, the Higher Education Department provided the institutions with placement percentages based on the New Mexico Department of Labor (DOL) UI wage-tracking system. This tracking system has improved the integrity of results but has provided new baselines, thereby requiring colleges to set new targets.

### #9 Economic Impact Graduates Placed in Jobs & Continuing Education

Institution	FY 07 Actual	FY08 Actual	FY08 Target	FY09 Target	FY10 Target
ENMU Roswell	75.6%	73.9%	76.5%	77.0%	74.0%
ENMU Ruidoso	80.2%	89.5%	84.0%	84.0%	87.0%
NMSU Alamogordo	74.3%	78.8%	75.0%	75.0%	79.0%
NMSU Carlsbad	84.6%	87.7%	83.0%	86.0%	89.0%
NMSU Dona Ana	81.4%	82.9%	82.0%	82.0%	83.0%
NMSU Grants	86.9%	87.9%	85.0%	87.0%	87.0%
UNM Gallup	74.5%	75.5%	75.0%	75.0%	76.0%
UNM Los Alamos	61.7%	75.8%	65.5%	65.0%	66.0%
UNM Taos	79.0%	79.7%	78.0%	80.0%	80.0%
UNM Valencia	80.6%	82.1%	83.0%	83.0%	83.0%
<b>Branch Average:</b>	<b>77.9%</b>	<b>81.4%</b>	<b>78.7%</b>	<b>79.4%</b>	<b>80.4%</b>

## **PERFORMANCE BASED INDICATOR #3 AND #4:**

### *Accessible and Affordable Education*

**Measure:** Of the gender or ethnic most divergent from the service area population, the percent of ethnic or gender populations enrolled and graduates.

In terms of enrollment, the percentage of the ethnic and gender student population enrolled meets the ethnic and gender profile of the colleges' service area adult population. This has been the case since this report was published 9 years ago and as shown in the chart that follows. Since community colleges primarily respond to the service areas that support them, there is no expectation that these colleges can do much better than this measure indicates. Nevertheless, targets are being set higher with hopes of increasing participation of Hispanic and Native American populations within, and if possible beyond, a college's service area.

See chart on next page.

**#3 Accessible and Affordable Education  
Percent Ethnic Minority of Total Enrolled  
(ENROLLMENT)**

<b>Institution</b>	<b>FY06 Actual (3year Average)</b>	<b>FY07 Actual (3year Average)</b>	<b>FY08 Actual (3year Average)</b>	<b>Profile</b>	<b>FY08 Target</b>	<b>FY09 Target</b>	<b>FY10 Target</b>	<b>Hispanic Actual for Current Year (not 3 year average)</b>	<b>Native American for Current Year (not 3 year average)</b>
ENMU Roswell	46.4%	46.7%	46.5%	M	46.5%	46.7%	46.8%	41.6%	3.2%
ENMU Ruidoso	20.8%	21.3%	23.0%	H	22.5%	22.5%	25.0%	24.9%	8.9%
NMSU Alamo	25.0%	25.9%	28.3%	H	25.5%	25.5%	27.0%	31.6%	3.5%
NMSU Carlsbad	37.3%	38.4%	40.2%	H	40.0%	41.5%	41.5%	43.5%	1.2%
NMSU Dona Ana	43.4%	43.2%	42.7%	M	47.0%	45.0%	45.0%	64.4%	2.8%
NMSU Grants	32.8%	32.1%	33.0%	H	33.0%	33.0%	33.0%	34.3%	38.7%
UNM Gallup	9.4%	9.3%	9.8%	H	10.0%	10.0%	10.0%	10.1%	77.4%
UNM Los Alamos	45.0%	44.4%	45.2%	W	53.0%	53.0%	53.0%	38.0%	4.6%
UNM Taos	31.0%	29.9%	30.3%	M	33.0%	33.0%	33.0%	42.2%	7.8%
UNM Valencia	3.5%	3.2%	3.3%	NA	4.4%	4.4%	4.4%	58.9%	3.6%
<b>Branch Average</b>	<b>29.5%</b>	<b>29.4%</b>	<b>30.2%</b>		<b>31.5%</b>	<b>31.5%</b>	<b>31.9%</b>	<b>39.0%</b>	<b>15.2%</b>

Explanation: A = Asian, F = Female, H = Hispanic, M = Male, NA = Native American, W = White

**#4 Accessible and Affordable Education**  
**Percent Minority of Total Graduates Selected Based on Service Area Profile**  
**(GRADUATES)**

<b>Institution</b>	<b>FY06 Actual (3year Average)</b>	<b>FY07 Actual (3year Average)</b>	<b>FY08 Actual (3year Average)</b>	<b>Profile</b>	<b>FY08 Target</b>	<b>FY09 Target</b>	<b>FY10 Target</b>	<b>Hispanic Actual for Current Year (not 3 year average)</b>	<b>Native American for Current Year (not 3 year average)</b>
ENMU Roswell	46.2%	54.0%	58.4%	M	26.5%	40.0%	50.0%	32.0%	2.6%
ENMU Ruidoso	24.3%	21.7%	25.7%	H	23.5%	25.0%	26.0%	30.9%	20.0%
NMSU Alamo	3.7%	3.5%	3.9%	NA	3.3%	3.7%	4.0%	27.9%	4.5%
NMSU Carlsbad	32.8%	33.0%	33.6%	H	36.0%	36.0%	36.0%	33.3%	0.8%
NMSU Dona Ana	63.4%	60.4%	61.0%	H	59.0%	60.0%	61.0%	61.1%	2.7%
NMSU Grants	42.1%	42.1%	41.6%	NA	36.0%	36.0%	36.0%	32.8%	42.7%
UNM Gallup	8.3%	10.5%	9.5%	H	11.0%	11.0%	11.0%	8.1%	80.9%
UNM Los Alamos	2.0%	3.1%	3.8%	A	5.0%	4.0%	4.0%	45.5%	3.0%
UNM Taos	33.0%	22.5%	26.1%	M	21.0%	23.0%	23.0%	65.6%	12.5%
UNM Valencia	4.9%	3.1%	2.9%	NA	3.5%	3.5%	3.5%	61.4%	1.8%
<b>Branch Average</b>	<b>26.1%</b>	<b>25.4%</b>	<b>26.7%</b>		<b>22.5%</b>	<b>24.2%</b>	<b>25.5%</b>	<b>39.9%</b>	<b>17.2%</b>

Explanation: A = Asian, F = Female, H = Hispanic, M = Male, NA = Native American, W = White

## **PERFORMANCE BASED INDICATOR #5 AND #6:**

### *Service to New Mexicans:*

**Measure:** Average number of participants served annually in a minimum of two of the following categories based on unique community need, will be increased:

- ABE participants
- SBDC clients
- Public school students
- Distance education students
- Contract training clients
- Community education participants
- Service learning participants
- Teacher in-service participants

See Chart on Next Page

**#5 and 6 Service to New Mexicans  
Students Enrolled in College Programs**

Program #1

Program #2

Institution	FY08 Actual (3year Average)	Service	FY08 Target	FY09 Target	FY10 Target		FY08 Actual (3 Year Average)	Service	FY08 Target	FY09 Target	FY10 Target
ENMU Roswell	715	CE	630	650	680		2,772	DE	2,000	2,100	2,200
ENMU Ruidoso	530	ABE	400	475	490		777	CT	495	525	600
NMSU Alamo	646	ABE	820	700	700		462	SBDC	1,000	900	800
NMSU Carlsbad	384	CT	450	450	450		454	CE	80	325	425
NMSU Dona Ana	1,287	CT	1,500	1,700	1,700		4,775	ABE	5,100	5,000	5,000
NMSU Grants	371	ABE	375	350	360		494	CS	725	700	550
UNM Gallup	631	ABE	735	735	735		374	CCTE	440	440	400
UNM Los Alamos	430	ABE	485	460	450		269	SBDC	580	310	280
UNM Taos	331	ABE	250	300	300		320	CE	400	400	400
UNM Valencia	851	ABE	950	950	950		2,524	CS	3,000	3,000	3,000

**Codes:** ABE = Adult Basic Education, AHEC = Health Education Center, AVS = Area Vocational School, CE = Concurrent Enrollment, CS = Community Services, CT = Contract Training, DE = Distance Education, SBDC = Small Business Development Center, SL = Service Learning

**Explanation:** Grants no longer hosts the Elderhostel program which was included in continuing education.

## PERFORMANCE BASED INDICATOR #7:

### *Efficient and Effective Use of Resources: Percent of Programs Having Stable or Increasing Enrollments*

**Measure:** Percent of educational programs having stable or increasing enrollments.

For this measure, community colleges identified major programs that improved, stabilized or declined. Efficient and effective use of resources would dictate that those programs with declining enrollments be looked at and if no longer needed for the economy either revamped or eliminated.

- As seen in the chart below, increasing or stable enrollments in educational programs at branch colleges remained relatively flat with a minor decrease of 3.6% since FY07.

**#7 Efficient and Effective Use of Resources  
Percent of Programs Having Stable or Increasing Enrollments**

Institution	FY 03 Actual	FY 04 Actual	FY 05 Actual	FY 06 Actual	FY 07 Actual	FY08 Actual	FY08 Target	FY09 Target	FY10 Target
ENMU Roswell	78.6%	89.4%	82.9%	72.1%	70.6%	57.0%	80.0%	75.0%	60.0%
ENMU Ruidoso	81.8%	86.9%	80.0%	64.0%	75.4%	72.6%	65.0%	75.0%	75.0%
NMSU Alamogordo	30.8%	50.0%	83.3%	92.3%	73.9%	71.7%	90.0%	88.0%	88.0%
NMSU Carlsbad	73.3%	75.0%	71.0%	74.0%	63.2%	68.3%	75.0%	75.0%	72.5%
NMSU Dona Ana	83.3%	83.3%	90.0%	93.1%	91.4%	91.5%	90.0%	91.0%	91.0%
NMSU Grants	70.0%	74.0%	72.0%	67.0%	71.2%	70.8%	70.0%	72.0%	72.0%
UNM Gallup	62.0%	85.0%	90.0%	70.0%	65.0%	50.0%	60.0%	60.0%	60.0%
UNM Los Alamos	73.0%	73.0%	54.5%	63.6%	48.5%	33.3%	65.0%	65.0%	65.0%
UNM Taos	77.0%	57.0%	50.0%	47.0%	54.8%	63.5%	52.0%	55.0%	55.0%
UNM Valencia	71.0%	81.0%	73.0%	61.0%	72.5%	72.0%	75.0%	75.0%	75.0%
<b>Branch Average:</b>	<b>70.0%</b>	<b>75.5%</b>	<b>74.7%</b>	<b>70.4%</b>	<b>68.7%</b>	<b>65.1%</b>	<b>72.2%</b>	<b>73.1%</b>	<b>71.4%</b>

## **PERFORMANCE BASED INDICATOR #8:**

### ***Student Persistence***

**Measure:** Percent of full-time, first-time, degree-seeking students enrolled in a given Fall term who persist to the following Spring term (reported annually on October 30) and to the following Fall term (reported annually on April 30).

The first reporting of information for this measure appears in the chart below. This will be one of the more important student success measures reported in the years to come and may eventually have funding implications. The measure is to be benchmarked with peers, but this then poses a limitation in that most benchmark information only exists for the cohort of the full-time, first-time, degree-seeking students, which is only a small subset of the community college enrollment.

Please see chart on next page:

**#8 Student Persistence  
Percent Retained**

Institution	FY08 Actual (Fall '07 to Spring '08)	Fall '07 to Spring '08 Target	Fall '08 to Spring '09 Target	Fall '09 to Spring '10 Target	Fall '02 to Spring '03	Fall '03 to Spring '04	Fall '04 to Spring '05	Fall '05 to Spring '06	Fall '06 to Spring '07	FY08 Actual (Fall '07 to Spring '08)	5-Year Avg. Fall'03 to Spring '08
ENMU Roswell	75.7%	75.9%	75.9%	75.9	78.4%	75.5%	73.0%	75.2%	74.6%	75.7%	74.8%
ENMU Ruidoso	63.8%	60.0%	60.0%	63.0%	71.1%	69.0%	53.2%	54.8%	64.0%	63.8%	61.0%
NMSU Alamogordo	72.6%	78.0%	78.0%	78.0%	77.2%	75.6%	77.6%	72.4%	74.9%	72.6%	74.6%
NMSU Carlsbad	66.1%	75.0%	71.0%	71.0%	71.1%	69.8%	76.0%	70.5%	68.6%	66.1%	70.2%
NMSU Dona Ana	80.6%	81.0%	81.0%	81.0%	80.2%	79.9%	76.7%	81.1%	79.5%	80.6%	79.6%
NMSU Grants	75.5%	73.6%	78.0%	78.0%	68.3%	79.3%	75.0%	74.5%	77.8%	75.5%	76.4%
UNM Gallup	81.0%	82.0%	82.0%	82.0%	80.5%	82.0%	81.5%	79.3%	81.7%	81.0%	81.1%
UNM Los Alamos	74.4%	75.0%	77.0%	76.0%	N/A	72.9%	82.3%	66.7%	76.4%	74.4%	74.5%
UNM Taos	66.7%	67.0%	70.0%	70.0%	78.8%	59.0%	77.0%	68.0%	65.6%	66.7%	67.3%
UNM Valencia	87.5%	75.0%	75.0%	80.0%	69.0%	76.0%	72.0%	77.0%	89.0%	87.5%	80.3%
<b>Branch College Average:</b>	<b>74.4%</b>	<b>74.2%</b>	<b>74.8%</b>	<b>75.5%</b>	<b>75.0%</b>	<b>73.9%</b>	<b>74.4%</b>	<b>71.9%</b>	<b>75.2%</b>	<b>74.4%</b>	

## PERFORMANCE BASED INDICATORS #10:

### *Graduation Rate: Percent of Graduates (2004 – 2007 Cohort)*

**Measure:** Percent of full-time, first-time, degree-seeking students who complete a degree/certificate in 150% of time.

The information for this measure appears in the chart below. This will be one of the more important student success measures reported in the years to come and may eventually have funding implications. The measure is to be benchmarked with peers, but this then poses a limitation in that most benchmark information only exists for the cohort of the full-time, first-time, degree-seeking students which is only a small subset of the community college enrollment. A further limitation is that graduation often does not necessarily define educational goal fulfillment for the typical community college student.

#### #10 Graduation Rate Percent Graduates (2004 – 2007 Cohort)

Institution	FY 05 Actual	FY 06 Actual	FY 07 Actual	FY 08 Actual	FY 08 Target	FY 09 Target	FY10 Target
ENMU Roswell	12.1%	12.9%	13.7%	15.7%	13.5%	13.9%	14.0%
ENMU Ruidoso	15.2%	34.8%	10.9%	6.2%	26.2%	20.0%	20.0%
NMSU Alamo.	13.1%	9.2%	10.5%	10.1%	14.0%	14.0%	14.0%
NMSU Carlsbad	N/A	N/A	5.0%	5.6%	7.0%	7.0%	7.0%
NMSU Dona Ana	9.7%	9.4%	9.7%	7.9%	15.0%	15.0%	15.0%
NMSU Grants	11.8%	12.8%	14.7%	20.0%	17.2%	15.0%	20.0%
UNM Gallup	9.2%	7.2%	8.9%	7.9%	9.4%	9.4%	8.0%
UNM Los Alamos	63.6%	54.2%	47.2%	51.1%	55.0%	55.0%	55.0%
UNM Taos	19.0%	10.0%	7.9%	6.8%	10.0%	20.0%	10.0%
UNM Valencia	11.8%	5.0%	7.1%	6.3%	12.0%	12.0%	12.0%
<b>Branch Average:</b>	<b>18.4%</b>	<b>17.3%</b>	<b>13.5%</b>	<b>13.8%</b>	<b>17.9%</b>	<b>18.1%</b>	<b>17.5%</b>



## **CONCLUSION:**

---

New Mexico Community Colleges are a responsive and friendly system of post-secondary education that is sought out by New Mexicans. Because of community colleges, communities and regions in New Mexico have access to post-secondary resources and services that are designed to meet their unique needs.

Everyone (students, the public, policy makers, business and industry, labor, and the communities) is a stakeholder in two-year community colleges. Everyone enjoys the benefits of community college efforts to provide quality services to students and communities. The education and training provided by two-year community colleges is key to New Mexico's current and future prosperity.